


(I) (a) Statement showing Shareholding Pattern

Name of the Company: Royal India Corporation Limited			
Scrip Code, Name of the scrip, class of security:		BSE- 512047	NSE- ; ; Equity
Quarter ended: 30 th JUNE, 2013			
Partly paid-up shares:-	No. of partly paid-up shares	As a % of total no. of partly paid-up shares	As a % of total no. of shares of the company
Held by Promoter / Promoter Group	0	0.0000	0.0000
Held by public	0	0.0000	0.0000
Total	0	0.0000	0.0000
Outstanding convertible securities:-	No. of outstanding securities	As a % of total No. of outstanding convertible securities	As a % of total no. of shares of the company, assuming full conversion of the convertible securities
Held by Promoter / Promoter Group	0	0.0000	0.0000
Held by public	0	0.0000	0.0000
Total	0	0.0000	0.0000
Warrants:-	No. of warrants	As a % of total no. of warrants	As a % of total no. of shares of the company, assuming full conversion of warrants
Held by Promoter / Promoter Group	0	0.0000	0.0000
Held by public	0	0.0000	0.0000
Total	0	0.0000	0.0000
Total paid-up capital of the company assuming full conversion of warrants and convertible securities			
		23080000	



Category Code (I)	Category of shareholder (II)	Number of shareholders (III)	Total number of shares (IV)	Number of shares held in dematerialized form (V)	Total shareholding as a percentage of total number of shares		Shares pledged or otherwise encumbered	
					As a percentage of (A+B) (VI)	As a percentage of (A+B+C) (VII)	Number of shares (VIII)	As a percentage (IX) = (VIII)/(IV)*100
(A)	Promoter and Promoter Group							
1	Indian							
(a)	Individuals/Hindu Undivided Family	4	7174406	7174406	31.0849	31.0849	200000	2.7877
(b)	Central Government/State Government(s)	0	0	0	0.0000	0.0000	0	0.0000
(c)	Bodies Corporate	2	3434845	3434845	14.8823	14.8823	0	0.0000
(d)	Financial Institutions / Banks	0	0	0	0.0000	0.0000	0	0.0000
(e)	Any Other (specify)	0	0	0	0.0000	0.0000	0	0.0000
	Sub Total (A)(1)	6	10609251	10609251	45.9673	45.9673	200000	1.8851
2	Foreign							
(a)	Individuals (Non-Resident Individuals/Foreign Individuals)	0	0	0	0.0000	0.0000	0	0.0000
(b)	Bodies Corporate	0	0	0	0.0000	0.0000	0	0.0000
(c)	Institutions	0	0	0	0.0000	0.0000	0	0.0000
(d)	Qualified Foreign Investors	0	0	0	0.0000	0.0000	0	0.0000
(e)	Any Other (specify)	0	0	0	0.0000	0.0000	0	0.0000
	Sub Total (A)(2)	0	0	0	0.0000	0.0000	0	0.0000
	Total Shareholding of Promoter and Promoter Group (A)=(A)(1)+(A)(2)	6	10609251	10609251	45.9673	45.9673	200000	1.8851
(B)	Public shareholding							
1	Institutions							
(a)	Mutual Funds/UTI	0	0	0	0.0000	0.0000		
(b)	Financial Institutions / Banks	0	0	0	0.0000	0.0000		
(c)	Central Government/State Government(s)	0	0	0	0.0000	0.0000		
(d)	Venture Capital Funds	0	0	0	0.0000	0.0000		
(e)	Insurance Companies	0	0	0	0.0000	0.0000		
(f)	Foreign Institutional Investors	0	0	0	0.0000	0.0000		
(g)	Foreign Venture Capital Investors	0	0	0	0.0000	0.0000		
(h)	Qualified Foreign Investors	0	0	0	0.0000	0.0000		
(i)	Any Other (specify)	0	0	0	0.0000	0.0000		
	Sub Total (B) (1)	0	0	0	0.0000	0.0000		
2	Non-institutions							
(a)	Bodies Corporate	83	3593255	3584755	15.5687	15.5687		
(b) (i)	Individuals - shareholders holding nominal share capital up to Rs 1 Lakh	660	751460	713140	3.2559	3.2559		
(ii)	Individual shareholders holding nominal share capital in excess of Rs. 1 Lakh	125	7944287	7739687	34.4207	34.4207		

88

Category code (I)	Category of shareholder (II)	Number of shareholders (III)	Total number of shares (IV)	Number of shares held in dematerialized form (V)	Total shareholding as a percentage of total number of shares		Shares pledged or otherwise encumbered	
					As a percentage of (A+B) (VI)	As a percentage of (A+B+C) (VII)	Number of shares (VIII)	As a percentage (IX) = (VIII)/(IV)*100
(c)	Qualified Foreign Investors	0	0	0	0.0000	0.0000	-	-
(d)	Any Other							
i	Non Resident Indians (Repat)	2	150	150	0.0006	0.0006	-	-
ii	Non Resident Indians (Non Repat)	1	100	100	0.0004	0.0004	-	-
iii	Foreign Companies	0	0	0	0.0000	0.0000	-	-
iv	Clearing Member	17	181497	181497	0.7864	0.7864	-	-
v	Directors / Relatives	0	0	0	0.0000	0.0000	-	-
vi	Trusts	0	0	0	0.0000	0.0000	-	-
	Sub Total (B)(2)	888	12470749	12219329	54.0327	54.0327	-	-
	Total Public Shareholding Public Group (B)=(B)(1)+(B)(2)	888	12470749	12219329	54.0327	54.0327	NA	NA
	Total (A)+(B)	894	23080000	22828580	100.0000	100.0000		
(C)	Shares held by custodians and against which Depository Receipts have been issued							
i	Promoter and Promoter group	0	0	0	0.0000	0.0000	0	0.0000
ii	Public	0	0	0	0.0000	0.0000	0	0.0000
	Sub Total (C)	0	0	0	0	0	0	0
	GRAND TOTAL (A)+(B)+(C)	894	23080000	22828580	100.0000	100.0000	0.0000	0.0000



(I)(b) Statement showing holding of securities (including shares, warrants, convertible securities) of persons belonging to the category "Promoter and Promoter Group"

Sr. No.	Name of the shareholder	Details of Shares held		Encumbered shares			Details of warrants		Details of convertible securities		Total shares (including underlying shares assuming full conversion of warrants and convertible securities) as a % of diluted share capital
		Number of shares held	As a % of grand total (A)+(B)+(C)	No.	As a percentage	As a % of grand total (A)+(B)+(C) of sub-clause (I)(a)	Number of warrants held	As a % total number of warrants of the same class	Number of convertible securities held	As a % total number of convertible securities of the same class	
(I)	(II)	(III)	(IV)	(V)	(VI)=(V)/(II I)*100	(VII)	(VIII)	(IX)	(X)	(XI)	(XII)
1	MANOJKUMAR BABULAL JAIN	2820000	12.2184	0	0.00	0.00	0	0	0	0	12.2184
2	SHRI BAIJU TRADING & INVESTMENT PVT LTD	1910000	8.2756	0	0.00	0.00	0	0	0	0	8.2756
3	MANOJ B PUNAMIYA	1325067	5.7412	200000	15.09	0.00	0	0	0	0	5.7412
4	LATA MANOJ JAIN	2939339	12.7354	0	0.00	0.00	0	0	0	0	12.7354
5	HILLVIEW IMPEX PVT LTD	1524845	6.6068	0	0.00	0.00	0	0	0	0	6.6068
6	MANOJ BABULAL PUNAMIYA	90000	0.3899	0	0.00	0.00	0	0	0	0	0.3899
	TOTAL	10609251	45.9673	200000	1.8851	0.0000	0	0	0	0	45.9673

Statement showing holding of securities (including shares, warrants, convertible securities) of persons belonging to the category "Public" and holding more than 1% of the total number of shares									
(I)(c)(i)	Sr. No.	Name of the shareholder	Number of shares held	Shares as a percentage of total number of shares [i.e., Grand Total (A)+(B)+(C) indicated in Statement at para (I)(a) above]	Details of warrants		Details of convertible securities		Total shares (including underlying shares assuming full conversion of warrants and convertible securities) as a % of diluted share capital
					Number of warrants held	As a % total number of warrants of the same class	Number of convertible securities held	% w.r.t total number of convertible securities of the same class	
	1	SHREEHARI VINIMAY PRIVATE LIMITED	231100	1.0013	0.00	0.00	0.00	0.00	1.0013
	2	KETAN KOTHARI	400000	1.7331	0.00	0.00	0.00	0.00	1.7331
	3	PRITHVIRAJ SAREMAL KOTHARI	511197	2.2149	0.00	0.00	0.00	0.00	2.2149
	4	KALAWATI PRITHVIRAJ KOTHARI	400000	1.7331	0.00	0.00	0.00	0.00	1.7331
	5	KALPESH KINARIWALA	881158	3.8178	0.00	0.00	0.00	0.00	3.8178
	6	ALKESHKUMAR F JAIN	400000	1.7331	0.00	0.00	0.00	0.00	1.7331
	7	VINODKUMAR F JAIN	400000	1.7331	0.00	0.00	0.00	0.00	1.7331
	8	KISHOR KUMAR FUTARMAL JAIN	400000	1.7331	0.00	0.00	0.00	0.00	1.7331
	9	SANDEEP MOHANLAL JAIN	300000	1.2998	0.00	0.00	0.00	0.00	1.2998
	10	MOONVIEW VINTRADE PRIVATE LIMITED	670000	2.9029	0.00	0.00	0.00	0.00	2.9029
	11	TANAYA VINCOM PRIVATE LIMITED	389000	1.6854	0.00	0.00	0.00	0.00	1.6854
	12	MAVERICK SHARE BROKERS LIMITED	527010	2.2834	0.00	0.00	0.00	0.00	2.2834
		TOTAL	5509465	23.8712	0.00	0.00	0.00	0.00	23.8712




Statement showing holding of securities (including shares, warrants, convertible securities) of persons (together with PAC) belonging to the category "Public" and holding more than 5% of the total number of shares of the company								
Sr. No.	Name(s) of the shareholder(s) and the Persons Acting in Concert (PAC) with them	Number of shares	Shares as a percentage of total number of shares [i.e., Grand Total (A)+(B)+(C) indicated in Statement at para (I)(a) above]	Details of warrants		Details of convertible securities		Total shares (including underlying shares assuming full conversion of warrants and convertible securities) as a % of diluted share capital
				Number of warrants	As a % total number of warrants of the same class	Number of convertible securities held	% w.r.t total number of convertible securities of the same class	
1	Nil	0	0.0000	0.00	0.00	0.00	0.00	0
	TOTAL	0	0.0000	0.00	0.00	0.00	0.00	0




(I)(d) Statement showing details of locked-in shares

Sr. No.	Name of the shareholder	Number of Locked in Shares	Locked-in shares as a percentage of total number of shares [i.e., Grand Total (A)+(B)+(C) indicated in Statement at para (I)(a) above]	Category of shareholder (Promoters / Public)
1	MANOJKUMAR BABULAL JAIN	2820000	12.2184	Promoters
	TOTAL	2820000	12.2184	



(II)(a) Statement showing details of Depository Receipts (DRs)				
Sr. No.	Type of outstanding DR (ADRs, GDRs, SDRs, etc.)	Number of outstanding DRs	Number of shares underlying outstanding DRs	Shares underlying outstanding DRs as a percentage of total number of shares {i.e., Grand Total (A)+(B)+(C) indicated in Statement at para (I)(a) above}
1	NIL	NIL	NIL	NIL
TOTAL		NIL	NIL	NIL



Statement showing holding of Depository Receipts (DRs), where underlying shares held by "Promoter/ Promoter Group" are in excess of 1% of the total number of shares

(II) (b)

Sr. No.	Name of the DR Holder	Type of outstanding DR (ADRs, GDRs, SDRs, etc.)	Number of shares underlying outstanding DRs	Shares underlying outstanding DRs as a percentage of total number of shares [i.e., Grand Total (A)+(B)+(C) indicated in Statement at para (I)(a) above]
1	NIL	NIL	NIL	NIL
TOTAL		NIL	NIL	NIL

