

Royal India Corporation Ltd.

To,
Corporate Services Department,
Bombay Stock Exchange Limited,
Phiroze Jeejeebhoy Tower, Dalal Street,
Fort, Mumbai 400001.

Scrip Code: 512047

Subject: Unaudited Standalone Financial Results for the quarter and half-year ended 30th September, 2021


Pursuant to Regulation 33 of SEBI (Listing Obligations & Disclosure Requirements) Regulations, 2015 we enclose the following:

Unaudited financial results of the Company along-with Limited Review Report issued by Statutory Auditor of the Company for the quarter and half-year ended 30th September, 2021 under IND-AS, which have been approved and taken on record at a meeting of the Board of Directors of the Company held on 12th November, 2021.

The above information is also available on the website of the Company <https://www.ricl.in/>

Thanking you,

For Royal India Corporation Limited,

Nitin Gujral


Mr. Nitin Gujral
Managing Director
DIN- 08184605

Date: 12/11/2021

Place: Mumbai



Royal India Corporation Ltd.

STATEMENT OF UNAUDITED FINANCIAL RESULTS FOR THE QUARTER AND SIX MONTHS ENDED ON 30th SEPTEMBER, 2021.

PART - I

(Rs. In Lakhs)

Particulars	3 months ended on 30.09.2021	3 months ended on 30.06.2021	3 months ended on 30.9.2020	6 months ended on 30.9.2021	Previous year ended on 31.03.2021
	(Unaudited)	(Unaudited)	(Unaudited)	(Unaudited)	(Audited)
Revenue from Operations	67.01	0.98	87.51	67.99	216.15
Other Income	9.53	9.31	9.70	18.84	28.02
TOTAL INCOME	76.54	10.29	97.21	86.83	244.17
EXPENSES					
Cost of Materials Consumed	-	-	88.79	-	179.24
Changes in inventories	51.19	0.77	(26.47)	51.96	(15.68)
Employee Benefit Expenses	5.17	6.33	4.99	11.50	23.66
Finance cost	323.33	315.01	291.97	638.34	1,174.60
Depreciation and Amortization Expense	0.06	0.06	0.01	0.11	0.14
Other Expenses	13.64	3.89	4.68	17.53	10.96
TOTAL EXPENSES	393.38	326.06	363.98	719.45	1,372.92
Profit Before Exceptional Items and Tax	(316.85)	(315.77)	(266.78)	(632.62)	(1,128.74)
Exceptional Items	-	-	-	-	-
Profit Before Tax	(316.85)	(315.77)	(266.78)	(632.62)	(1,128.74)
Tax Expenses					
a) Current Tax	-	-	-	-	-
b) Deferred Tax	-	-	-	-	354.76
Profit for the year	(316.85)	(315.77)	(266.78)	(632.62)	(773.98)
Other Comprehensive Income					
Items that will not be reclassified subsequently to Profit or Loss	-	-	-	-	-
a) Items that will not be classified to profit and loss	-	-	-	-	-
b) Income tax relating to Items that will not be reclassified to Profit or loss	-	-	-	-	-
Total Comprehensive Income for the year	(316.85)	(315.77)	(266.78)	(632.62)	(773.98)
Earnings Per Share					
a) Basic EPS (Rs.)	(1.37)	(1.37)	(1.16)	(2.74)	(3.35)
b) Diluted EPS (Rs.)	(1.37)	(1.37)	(1.16)	(2.74)	(3.35)
Total No. of Shares	2,30,80,000	2,30,80,000	2,30,80,000	2,30,80,000	2,30,80,000
Public Share Holding					
Number of Shares	1,24,82,749	1,24,82,749	1,24,82,749	1,24,82,749	1,24,82,749
Percentage of Shareholding (% of Total No. of Equity Shares)	54.08%	54.08%	54.08%	54.08%	54.08%

Notes:

- The above results are restated as per the applicable Indian Accounting Standard (Ind AS) and are approved by audit committee and taken on record by the Board of Directors at their meeting held on 12th November, 2021.
- The Company had received NIL investor complaints during the quarter ended September, 2021.
- There were no investor complaints pending at the beginning and at the end of the quarter.

No. of Complaints pending at the beginning of the quarter	NIL
Add: Complaints received at during the quarter	0
Less: Complaints solved during the year	0

No. of Complaints pending at the end of the quarter NIL

- The Figures of the previous year/period have been regrouped wherever necessary.
- Segment-Wise Report is Annexed by way of Annexure I.

Place: Mumbai

Date : 12th November, 2021

For Royal India Corporation Ltd.



Nitin K Gujral
Nitin K Gujral
(Managing Director)
DIN: 08184605

62, 6TH FLOOR, C - WING, MITTAL TOWER,
210, NARIMAN POINT, MUMBAI - 400021.

TEL.: 022 - 43417777

FAX : 022 - 22877272


Email : info@ricl.in Website : www.ricl.in

CIN : L45400MH1984PLC032274



Royal India Corporation Ltd.

Statement of Assets and Liabilities		(Rs. In Lakhs)	
Particulars	Half year ended on 30-09-2021	Previous year ended on 31-03-2021	
I. ASSETS			
(1) Non-Current Assets			
(a) Property, Plant and Equipments	0.57	0.68	
(b) Intangible Assets	-	-	
(c) Financial Assets			
(i) Investments	-	-	
(ii) Loans	394.92	376.20	
(iii) Other Financial Assets	14.02	4.27	
(d) Deferred Tax Assets	11.24	1,185.35	
(e) Other non-current assets	-	-	
Total Non-Current Assets	420.75	1,566.49	
(2) Current Assets			
(a) Inventories	5,890.93	5,942.89	
(b) Financial Assets			
(i) Investments	-	-	
(ii) Trade Receivables	8,213.75	7,067.50	
(iii) Cash and cash Equivalents	107.39	106.20	
(iv) Loans & Advances	-	-	
(v) Other Financial Assets	100.54	101.35	
(c) Other Current Assets	68.69	66.78	
Total Current Assets	14,381.30	13,284.72	
Total Assets	14,802.05	14,851.21	
II. EQUITY AND LIABILITIES			
(1) Equity			
(a) Equity Share Capital	2,308.00	2,308.00	
(b) Other Equity	(3,130.95)	(2,498.33)	
Total Equity	(822.95)	(190.33)	
(2) Non-Current Liabilities			
(a) Financial Liabilities			
(i) Borrowings	11,739.68	11,142.81	
(b) Provisions	-	-	
(c) Deferred Tax Liabilities(net)	-	-	
Non-current Liabilities	11,739.68	11,142.81	
(3) Current Liabilities			
(a) Financial Liabilities			
(i) Borrowings	754.06	774.28	
(ii) Trade Payables	3,107.90	3,103.90	
(iii) Other Financial Liabilities	23.01	20.55	
(b) Other Current Liabilities	-	-	
(c) Provisions	0.34	-	
Current Liabilities	3,885.31	3,898.73	
Total Liabilities (2+3)	15,625.00	15,041.55	
Total Equity & Liabilities (1+2+3)	14,802.05	14,851.21	



Handwritten signature: Nisha Gupta



Royal India Corporation Ltd.

UNAUDITED CONSOLIDATED CASH FLOW STATEMENT FOR THE HALF YEAR ENDED 30TH SEPTEMBER, 2021

Particulars	Half Year ended		Year ended
	30-09-2021	30-09-2020	31-03-2021
A. Cash Flow from Operating Activities			
Net profit before Tax as per Profit & Loss Account	(632.62)	(551.18)	(1,128.74)
Adjusted for:			
Depreciation	0.11	0.07	0.14
Expenses written off	-	-	-
Reversal of Provisions	-	-	-
Operating Profit before Working Capital Changes	(632.50)	(551.11)	(1,128.60)
Adjusted for:			
(Increase)/ Decrease in Inventories	51.96	(26.47)	(15.68)
(Increase)/ Decrease in Trade receivables	(1,146.25)	(1,101.35)	39.56
(Increase)/ Decrease in Short Term Loans & Advances	-	-	-
(Increase)/ Decrease in Other Current Assets	(1.10)	0.46	17.61
Increase/ (Decrease) in Provision	0.34	-	-
Increase/ (Decrease) in Trade Payables	4.00	(86.20)	(87.25)
Increase/ (Decrease) in Short Term Borrowings	(20.21)	37.36	76.73
Increase/ (Decrease) in Other Current Liabilities	2.46	3.94	(16.85)
	(1,108.80)	(1,172.25)	14.12
Taxes Paid	-	-	-
Other inflows (outflows) of cash	1,174.10	1,182.32	-
Cash Flow from Operating Activities (A)	(567.20)	(541.05)	(1,114.48)
B. Cash Flow from Investing Activities			
Long term loan & Advances	(28.47)	(28.64)	3.81
Sale/(Purchase) of F.A.	-	(0.18)	(0.72)
Interest Received/Receivable	-	-	-
Net Cash used in Investing Activities (B)	(28.47)	(28.82)	3.09
C. Cash Flow from Financing Activities			
Repayment/Receipt of long term loans & advances	596.87	538.82	1,083.65
Long term Borrowings	-	-	-
Net Cash used in Financing Activities (C)	596.87	538.82	1,083.65
Net Increase/(Decrease) in Cash and Cash Equivalents (A + B + C)	1.19	(31.04)	(27.75)
Opening Balance of Cash and Cash Equivalents	106.20	133.95	133.95
Closing Balance of Cash and Cash Equivalents	107.39	102.91	106.20



Nehru Jaiswal




Royal India Corporation Ltd.

SEGMENT-WISE REPORT - ANNEXURE I

PART - II	For the Quarter Ended				Year Ended
	3 months ended on 30.09.2021	3 months ended on 30.06.2021	3 months ended on 30.9.2020	6 months ended on 30.09.2021	Previous year ended on 31.03.2021
Particulars	(Unaudited)	(Unaudited)	(Unaudited)	(Unaudited)	(Audited)
Segment Revenue					
a) Bullion	67.01	-	83.69	67.01	203.70
b) Diamonds	-	-	-	-	-
c) Jewellery	-	0.98	3.81	0.98	12.45
d) Securities (Investment)	-	-	-	-	-
e) Others	-	-	-	-	-
Total	67.01	0.98	87.51	67.99	216.15
Less :- Intersegment Revenue	-	-	-	-	-
Net Sales/Income from Operation	67.01	0.98	87.51	67.99	216.15
Segment Results [Profit/(Loss) before tax and interest from each segment]					
a) Bullion	15.82	-	24.49	15.82	50.35
b) Jewellery	-	0.21	0.69	0.21	2.25
c) Securities (Investment)	-	-	-	-	-
d) Others	9.53	9.31	9.70	18.84	28.02
Total	25.35	9.52	34.88	34.87	80.62
Less: - i) Interest	323.33	315.01	291.97	638.34	1,174.60
ii) Other un-allocable expenditure net unallocable income	18.86	10.28	9.69	29.14	34.76
Total Profit before Tax	(316.85)	(315.77)	(266.78)	(632.62)	(1,128.74)



Neetu Jadhav



Royal India Corporation Ltd.

Reconciliation of Net Profit as per IND AS and IGAAP

(Rs. in Lakhs)

S. No.	Particulars	Quarter Ended		Year Ended
		30-09-2021	30-06-2021	31-March-2021
1	Net Profit/(loss) after tax for the period as per IGAAP	(13.00)	(10.01)	0.02
2	Impact of IND AS on comprehensive Income	(303.85)	(305.76)	(774.00)
3	Impact of IND AS on other comprehensive Income	-	-	-
	Total comprehensive income for the period as per IND AS	(316.85)	(315.77)	(773.98)

Place: Mumbai

Date: 12th November, 2021

For and on behalf of Board



Nikhil Gujral

(Director)